




Dear Parents and Children,

It is once again time for the top ten! For the holidays, we have collated 10 projects you can choose to complete in any order. If you finish all 10 during the half term, continue practising your times tables; learning your spellings; use the BBC website and Bug Club.

Remember to take care and look after yourselves.

From your Year 2 teachers 😊

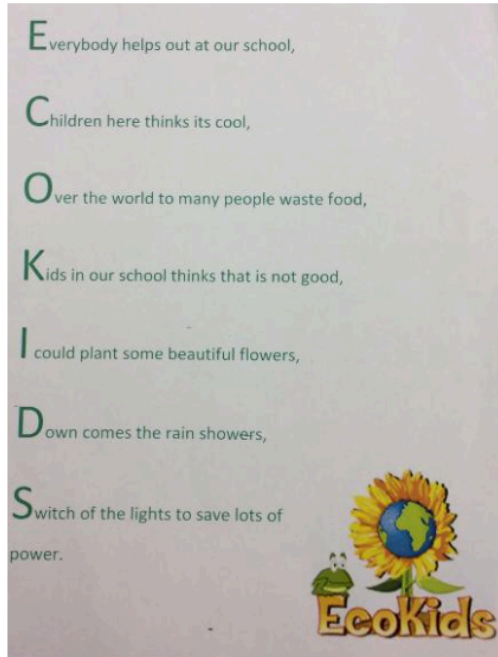
Project 1 Geography	Geography - Next half term in Geography we are going to be learning about Africa. Your task is to create an informative poster about Africa. You could include the animals that live there, the climate, how far away Africa is from England, rivers, mountains and some history of Africa.
Project 2 DT	DT- Next term we are making wooden toy cars in DT. To prepare yourself, draw a design on a piece of paper and label it with the materials you think we could use in class. Think about materials you can find in your house that would work. Please gather any recycling materials (mainly cardboard) and bring them back to school in Week 3/4 after the holidays.
Project 3 RE	PSHE Next term, we are learning about Changing Me and how we have changed since we have started school and throughout the years. Draw a picture of yourself and label what you have learnt since starting Year 2, that you didn't know before. Then add some things you would like to learn when you get into Year 3. 
Project 4 Science	Science - This term in Science we will be recapping our learning on habitats and extending our learning by looking at microhabitats. Pick an animal that lives in a microhabitat (e.g. worms, snails, ants, centipedes, millipedes, and butterflies) and draw a picture of it in its habitat. Research about how this animal survives in the habitat and how plants and animals in the habitat work together. 
Project 5 PE	PE - As the weather gets better you will have more opportunities to be active outdoors. Practice running with your family or friends to increase the stamina in your legs. 

<p>Project 6 Rights Respecting School</p>	<p>Rights Respecting School - Respect can grow through different actions, for example: kind, helpful, compassionate, listening, sharing, etc. Think of one or more of these actions. Draw or create a flower out of recycled paper. Write your name and answers in the flower.</p>  
<p>Project 7 Wellbeing</p>	<p>Wellbeing - Spend some time either instead of outside doing some yoga and meditation. https://www.youtube.com/watch?v=FM2yJ9tPjhA https://www.youtube.com/watch?v=5R7BnqLA1DA</p>
<p>Project 8 Art</p>	<p>Use your art skills to create an African flag. You can use paint, colouring pencils, pens.</p>  <p>Flags of African Countries</p>
<p>Project 9 English</p>	<p>Read the story of the Magic Porridge Pot that will be attached to the document. Options for tasks:</p> <ul style="list-style-type: none"> - Describe one of the characters in the story by gathering ideas and writing sentences - Describe the setting in the story

**Project 10
Eco Project**

Eco Project -

Create a poem about being Eco friendly.



CRANFORD
PRIMARY SCHOOL