



Seasonal Changes



CPS Knowledge Organiser - YEAR 1 – Science – Summer2



winter



spring



seasons



summer



autumn

Key Vocabulary



Weather: a specific event, e.g. rain, sunshine, that happens in the air.



Seasons: the cycle of weather changes that is divided into four parts (spring, summer, autumn, and winter).

Seasonal changes: the changes seen between the different seasons, e.g. the weather and in nature.



Spring: the season between winter and summer when the weather becomes warmer and the plants start to grow again.



Summer: the season between spring and autumn with warm to hot temperatures and longer daylight hours.



Daylight hours: the hours of daylight in a day (this changes depending on the season).

NCCE Unit 2

Creating Media – Digital Painting



Raspberry Pi



3 - Very confident



2 - Unsure



1 - Not confident



CPS Knowledge Organiser – YEAR 1

Computing – Summer Term 2

Key Vocabulary

Paint- the ability to create a picture using the medium of paint.

Paint Program- the ability to create a picture using a computer program.



Tools- the things needed to create a picture.

Computer Program Tools:



Fill Tool



Brush Tool



Line Tools



Shape Tools



Erase Tool



Pencil Tool



Undo Tool



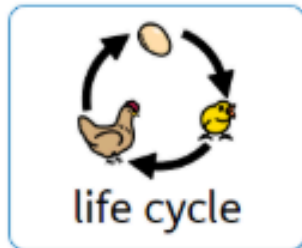


Changing Me



CPS Knowledge Organiser – YEAR 1

PSHE- Jigsaw – Summer Term 2



life cycle



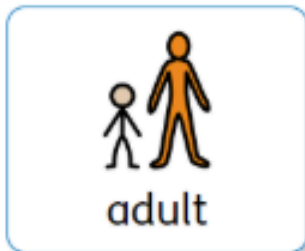
baby



child



adolescent



adult



elderly

Key Vocabulary



Me- referring to myself.



Change- when something or someone is different from before.



Safe- protected from danger.



Special- very good.



Similar- having qualities in common.

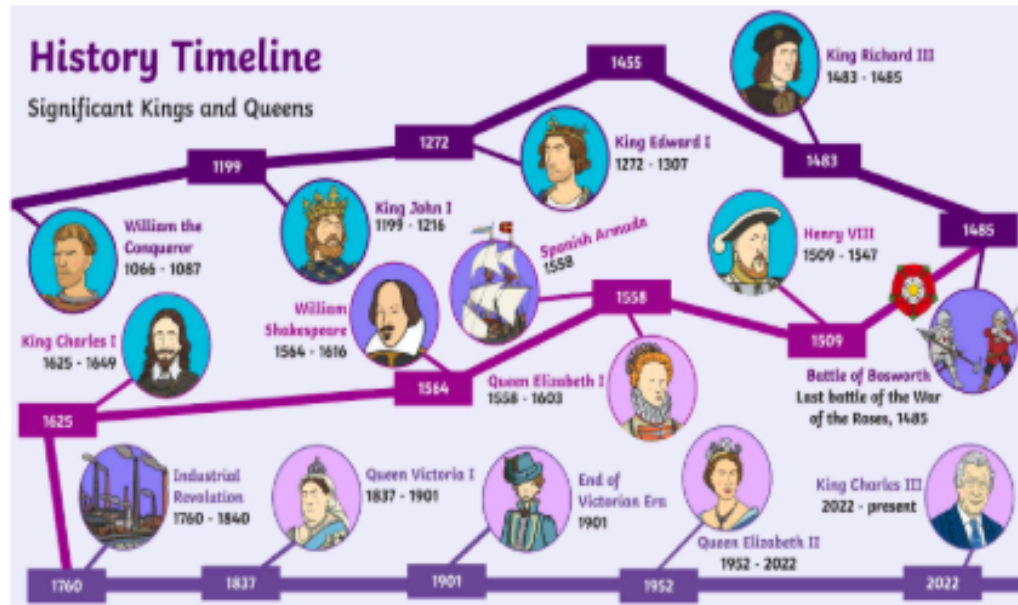


Different- not the same kind.



Sequence- a set of related events, movements or items that follow each other in a particular order.

Kings and Queens
Year 1 - Summer 2



Key Vocabulary:



Monarch- a ruler such as a King, Queen or Emperor.



Monarchy- a form of Government with one single person in charge, like a King or Queen.



King- a man who rules a country.



Queen- a woman who rules a country.



Past (then)- when something has happened before now.



Present (now)- when something is happening now.



Similarities- when things are almost the same.



Differences- when things are not the same



Family Tree- a chart or diagram showing the members of one family.



Timeline- a tool used to describe events in order.



Judaism - Rosh Hashanah &

Yom Kippur

Year 1 - Summer 2



It is good to set yourself goals and targets so that you can achieve new things.



Jewish families eat apple and honey. This symbolises a sweet new year as they taste sweet when you eat them



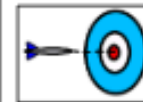
They also eat pomegranate. The seeds represent the 613 rules that Jewish people live by



The Challah bread represents the new year as it is in a circle (circle of life)



Key Vocabulary:



Goal- Something you want to get better at and achieve- a target.



Achieve- To become better or more confident at something.



Rosh Hashanah- Jewish New Year that begins in Autumn and lasts for 2 days. (Day 1 of 10)



Yom Kippur- Is day 10 of the period after Rosh Hashanah. It is the last day of celebrations. It is the most sacred day on the Jewish calendar, a day to reflect on the last year and ask God for forgiveness.




Rabbi- Jewish Holy person.



Synagogue- Jewish holy building.



FIGURE DRAWING: Drawing & Printing



Investigate: We are going to look at the work of two artists (Naomi Bunyan and Andy Warhol) and compare their artwork and styles.

Practise: We are going to practise colour mixing, sketching, collage and painting.

Progress: We are going to join our new skills together.

End Piece: We are going to create our final piece of art by combining our new skills. We will be displaying our work to the rest of the school.




Colour Mixing

The **Primary** colours are three colours that cannot be made by mixing other colours. These colours are **red, yellow and blue**. When **primary** colours are mixed they make **secondary** colours.




Print Making

Making art by printing pictures. You can print lots of the same picture, which is called a print. Each print is not a copy, but an original, because it came from the same source.



Collage

A work of art made by gluing pieces of different materials to a flat surface.



Media- the materials and tools used by an artist to create artwork.

Poster paint
Acrylic paint
Polystyrene tiles
Rollers
Paintbrushes
Collage materials

Mixed Media- using a mixture of media and processes.

***Medium-**'singular' refers to one material an artist

Our Learning Journey

Investigate: I can say what I like about other people's artwork.










Practise: I can use the names of tools, techniques and elements I use in my artwork.

Progress: I can try out different materials to design and make products.

End Piece: I can use art to share my ideas.

FIGURE DRAWING: Drawing & Printing

Key Vocabulary

 Art	 Naomi Bunyan	 Andy Warhol
 scale	 texture	 lines
 shade	 tint	 abstract

Scale: The size of objects and shapes compared to each other.

Texture: The feel or look of a work of art.

Line: A mark that can vary in length or shape. Lines can be curved, straight, thick or thin.

Composition: The layout of artwork/objects.

Shade: to darken (an area of a drawing, painting, or the like) by drawing many parallel lines or by filling in with a dark or somewhat dark colour.

Tint: where an artist adds a colour to white to create a lighter version of the colour.

Abstract: part of a modern art movement that does not show our everyday world.


Key Artists

Historical- Andy Warhol



Born in 1928, Andy Warhol was an American artist, film director, and producer who was a leading figure in the visual art movement known as pop art.

Contemporary- Naomi Bunyan



Born in 1981, Naomi Bunyan is an English artist living in Scotland. She paints brightly coloured animals on unique-coloured backgrounds.