
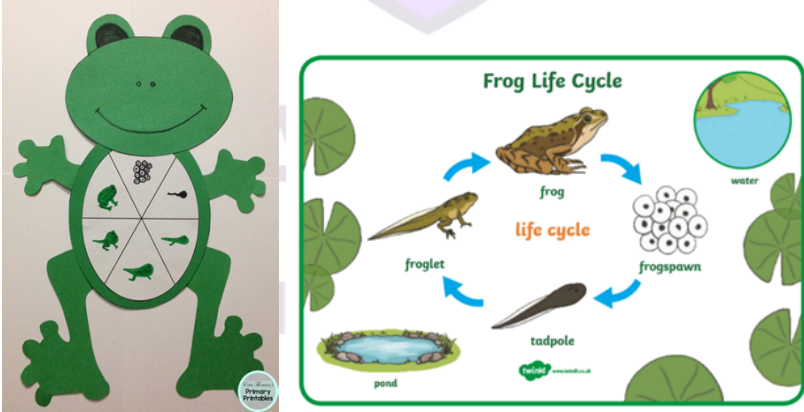


Dear Parents and Children,

It is project time for the Holidays! For the half term holidays, we have put together 10 projects that you can choose to complete in any order.

We wish you all a relaxing and safe half term!

Mrs Dell, Mrs van der Merwe & Miss Spencer 😊

Project 1-	History & Writing; Our new History Topic next half term is Kings & Queens. We would like you to draw a portrait or make a poster about King Charles.
Project 2-	Art- Create an art piece in the style of Andy Warhol! He liked to use bold colours and he liked to repeat a picture or a pattern a few times. Here are some examples: 
Project 3-	Science- Create a frog life cycle poster . Frogs are amphibians. This means that they live both on land and in water; they have gills to breathe underwater and lungs to breathe on land. They are also cold-blooded animals. Do some research or use the table below to help you create the life cycle of a frog poster. Learn about Amphibians here: https://youtu.be/XI8GPsf6TAc 
Project 4-	PSHE; Acts of Kindness. For each day of the half-term, can you show an act of kindness? It could be to your parents, siblings, friends and other family members. Doing an act of kindness is a great way to make ourselves feel happy. Here are some ideas of what acts of kindness you could do.



Daily Kind Acts



Tell someone how much you love them. Help make dinner. Feed the birds.

Leave a happy note somewhere for someone to find. Teach someone something new.



Give someone a hug to show how much you care. Smile at everybody.

Make a get-well card for someone. Tidy your bedroom without being asked.

Give someone a compliment. Write a list of things you are grateful for.

Make someone else's bed (as well as your own). Pick up some litter.



Tell someone three things you love about them. Do something nice for a neighbour.

Drink lots of water. It's much easier to be kind when you feel healthy and energetic.

Write and send a letter to someone. Complain less (or not at all)!

Leave something on the doorstep for a next-door neighbour. Make a positivity poster.

Remember to say please and thank you. Use less energy to be kind to our planet.

Draw a picture for a friend, neighbour or family member.

Tell a joke, watch a silly video or do something that makes you and others laugh!

Recycle paper. Try to be as inventive and creative as you can with it!



Share something you love with a friend or family member.

Say good morning and goodnight to everyone in your household.

Hide little messages around the house for others to find.

Offer to help a family member with something.

Practice self-kindness by doing something you enjoy.

Project 5-

Fun; Play your favourite game with someone at home then draw and label a picture of you playing the game.

Project 6-

Maths;
Counting in 2s - <https://www.youtube.com/watch?v=GvTcpfSnOMQ>
Counting in 5s - https://www.youtube.com/results?sp=mAEB&search_query=scratch+garden+counting+by+5s
Counting in 10s - <https://www.youtube.com/watch?v=Ftati8iGQcs>
Find objects around your house and count them in 2s, 5s and 10s.



Project 7-

Phonics - Have a go at reading these words with someone at home. Which are real words and which are alien words?

Challenge: Can you write a sentence using some of the real words? Can you circle the digraphs, trigraphs and split digraphs that you see?


quas 	yoan 	zup 	fool
ozz 	rizz 	kaj 	ship
ped 	kig 	moto 	get
yon 	mazz 	ting 	charm
hit	quather 	dair 	father
no	whidge 	foat 	bump
tram	zame 	plaunch 	January
pie	yarm 	whed 	another

Project 8-

PE; Choose one of the Cosmic Yoga videos on YouTube and follow it. Can you draw a picture of yourself in any of the poses? Can you get someone to take a photo of you as you are in any of the poses?

Project 9-

Common Exception Words; Practise writing sentences with some of the Year 1 CEWs:

	<div style="display: flex; justify-content: space-around; text-align: center;"> <div style="background-color: #e0f2f1; padding: 5px;"> <p>the a do to today of said says are were was</p> </div> <div style="background-color: #e0f2f1; padding: 5px;"> <p>is his has I you your they be he me she we</p> </div> <div style="background-color: #e0f2f1; padding: 5px;"> <p>no go so by my here there where love come some</p> </div> <div style="background-color: #e0f2f1; padding: 5px;"> <p>one once ask friend school put push pull full house our</p> </div> </div> <p>Challenge: Write sentences including some of the words.</p>
<p>Project 10-</p>	<p>Reading; Bug Club- Log into Bug Club and read some of the books that are allocated to you, answering the questions where you see this picture:  . I will be able to see what you are reading :). If you can't log onto Bug Club, please read some of your own books and draw your favourite part of each story.</p>


CRANFORD
 PRIMARY SCHOOL