


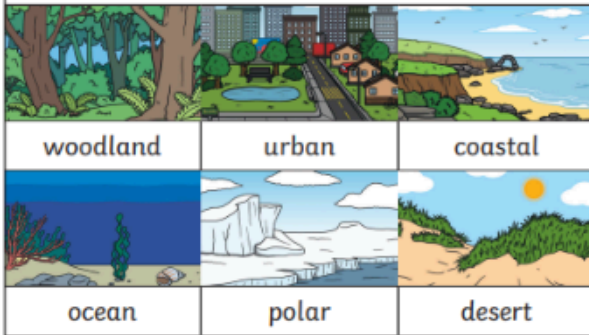


Science- Living Things and their Habitats

CPS Knowledge Organiser – Year 2

Science – Summer 1

Here are some examples of **habitats**.



Basic Needs

All living things need:



Key Vocabulary

habitat	A habitat is the natural place in which something lives. A habitat provides living things with everything they need to survive.
----------------	---



- M**ovement
- R**espiration
- S**ensitivity
- G**rowth
- R**eproduction
- E**xcretion
- N**utrition

Key Vocabulary

living	Animals and plants are living things. Living things need to have their basic needs met to survive.
used to be alive	If something used to be alive (or was once alive), it means it used to be living but isn't anymore. Now, it is dead.
never alive	Things made out of metal, glass, plastic or rock were never living because they did not move by themselves, grow or need food.
survive	To survive means to stay alive.
basic needs	Basic needs are the things that living things need to stay alive (water, food, shelter).



Local History- Hounslow

CPS Knowledge Organiser – Year 2

History – Summer 1



High Street



Transport

Key Vocabulary

Local- Relating to a particular area within the neighbourhood.

Hounslow- The area in which we will be studying. Once known as Honeslaw which came from the Latin words Hounds and Hill.

High Street- the main street of a town, especially as the traditional site for most shops, banks, and other businesses.

Similarities and Differences/Compare- The word similarities means the comparison of 2 or more things that have something in common. The word differences means the comparison of 2 or more things that are different in any way.

Chronology- the arrangement of events or dates in the order of their occurrence.

Continuity and Change- Judgments of continuity and change can be made on the basis of comparisons between some point in the past and the present, or between two points in the past.

Schools





Does going to a mosque give Muslims a sense of belonging?

CPS Knowledge Organiser
Year 2 – RE – Summer 1




We are learning to understand why Muslims visit the mosque and to explore whether this gives them a sense of belonging.

The Grand Mosque at Mecca



Kaaba – Muslims pray towards the Kaaba in Mecca



Visiting Mount Arafat in Mecca



Key Vocabulary

Islam- the belief in and worship of one God (who is called Allah)

Faith- a strong belief or trust

Hajj- a journey to Mecca to fulfil a promise/obligation to Allah

Rite of passage – a ceremony performed to facilitate or mark a person's change of status upon any of several highly important occasions

Pilgrimage- a journey to a sacred place or shrine

Quran- the sacred text of Islam, divided into 114 chapters, or surahs: revered as the word of God, dictated to Muhammad by the archangel Gabriel

Kaaba- a square stone building in the centre of the Great Mosque at Mecca, the site most holy to Muslims and towards which they must face when praying. It stands on the site of a pre-Islamic shrine said to have been built by Abraham, and a sacred Black Stone is set in its south-eastern corner

Saudi Arabia- a country in the south-western Asia occupying most of the Arabian peninsula

Muslim- a follower of the religion of Islam

Mount Arafat- a mount near Mecca known as the Mount of Mercy

Mount Safa- inside Masjid al-Haram, is the point from where pilgrims start the Sa'ee to copy the actions of Prophet Muhammad (PBUH) on his first Hajj

Islamic Calendar- is an Arabic calendar, that uses the moon phases to calculate the length of the months - consisting of 12 lunar months in a year of 354 or 355 days

Eid Al Adah- the Muslim festival marking the annual pilgrimage to Mecca and commemorating the sacrifice of Prophet Abraham



CPS

Knowledge Organiser-

Landscapes - Mixed media



Investigate: We are going to look at the work of two artists (Albert Bierstadt- Historical and April Gornick- Contemporary) and compare their artwork and styles.

Practise: We are going to practise using paint to create colour, lines and shapes.

Progress: We are going to develop our artwork by using the skill of painting to create patterns and a still life picture.

End Piece: We are going to create our final piece of art by combining colour, lines and shape to paint a picture in the artists' style.

Every Child an Artist!

Colours

The **Primary** colours are three colours that cannot be made by mixing other colours. These colours are **red, yellow and blue**. When **primary** colours are mixed they make **secondary** colours.



Mixed media

Mixed media is a term used to describe artworks made from a combination of different media or materials. Mixed media art refers to a visual art form that combines a variety of media in a single artwork. For example, draw with ink, then paint it all over with watercolours and then add highlights in coloured pencil.



Media- the materials and tools used by an artist to create artwork.

- Sketching pencils
- Colouring pencils
- Water colours
- Felt tips
- Pencils
- Drawing
- Printing
- Painting

Mixed Media- using a mixture of media and processes.

Our Learning Journey

Investigate: I can say what I like about the artwork of Albert Bierstadt and April Gornick.

Practise: I can use the names of tools, techniques and elements I use in my artwork.

Progress: I can try different ways to design and make products.

End Piece: I can use art to express myself and share my ideas.


Key Vocabulary

Composition: Where things are placed in a work of art.

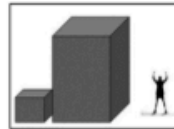
Abstract: art that does not represent our everyday world. It can include colour, lines, and shapes, for example-



Colour:



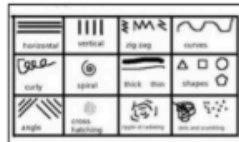
Scale: The size of objects and shapes compared to each other.



Expressive Art: Art showing the feelings, moods and ideas of the artist through lines, shape and bright, bold colours.

Line: A mark that can vary in length or shape.

Lines can be curved, straight, thick or thin.



Landscape painting: This is the representation of natural scenery in art.

Key Artist

Historical Artist - Albert Bierstadt

Albert Bierstadt was born in Solingen, Germany.. In 1853 he returned to Germany to study in Dusseldorf, where he refined his technical abilities by painting Alpine landscapes.

He died suddenly in 1902 and people seemed to forget his work until the 1960's. People became more interested in preserving the landscape paintings he began to be known for.



Contemporary Artist - April Gornick

April Gornick was born in 1950 in New York City. She is an American realist painter. Her realist yet dreamlike and atmospheric works with oil-based pigments.





Creating Media- Digital Photography

Taking a good photograph



Positioning: Is it obvious what the main subject of the photograph is?



Framing: Have you included everything you wanted to?



Subject: Are you close enough that you can see the detail?

Portrait or landscape?



Upright = portrait



Sideways = landscape

Three ways to add more light

Add more daylight

Take the photo where there is more sunlight.



Use the camera flash


Select the built-in flash tool or use an external flash to add light.



Use another light source



Step 1: Landscape or portrait?



Step 2: Framing



Step 3: Lighting



Key Vocabulary

Internet- A global network of worldwide computers.

Devices- A piece of equipment that is adapted to a particular purpose. E.g. a camera is a device for taking photographs.

Images- A way of representing someone or something in art (a picture).

Digital- Electronic technology that generates, stores and processes data.

Photography- The art or practice of taking and processing photographs.

Media- A way of communicating (broadcasting, publishing and the internet). In this unit, through photos.

Effects- The way of changing an image to add an artistic look, make textured patterns, or to enhance a real-world view.

See if you can make an image... go to <https://pixlr.com/x>

