


Dear Parents and Children,




Well done for your efforts this past half term.
It is project time for the Half Term Holidays! For the half term break, we have collated 10 projects. You can choose to complete in any order.

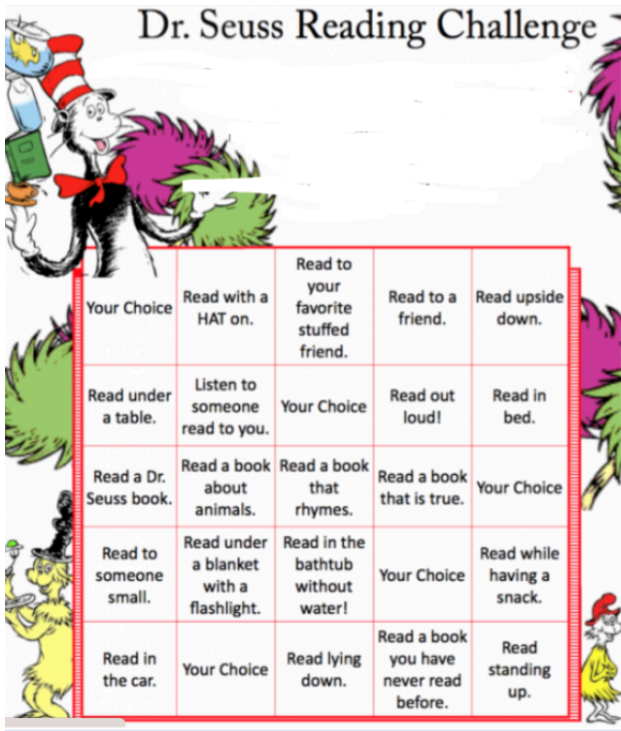
If you finish all 10 during the half term, continue practising your times tables; learning your spellings; use the BBC website and Bug Club.

Remember to take care and look after yourselves.

From your teachers 😊

| | |
|------------------------------|--|
| Project 1 Science | <p>Science: Next term we are going to be learning about Animals and their life cycles. Pick an animal and draw/create a life cycle of that animal. You could choose: a butterfly, a frog, or any animal of your choice.</p>  <p>The image contains three circular diagrams illustrating life cycles. On the left is a butterfly life cycle with stages: Egg, Larva, Pupa, and Adult. In the center is a chicken life cycle with stages: Egg, Chick, and Adult. On the right is a frog life cycle with stages: Egg, Embryo, Tadpole, Tadpole with 2 legs, Tadpole with 4 legs, and Frog. The frog diagram is credited to 'Vedantu'.</p> |
| Project 2 Writing | <p>English: Read a book- it could be a school book, a book on bug club or one you have at home.</p> <p>Write a book review about this book. This could include: a summary of the book, your favourite part, your least favourite part, anything you would change and who you would recommend it to.</p> |
| Project 3 RE | <p>Judaism: This term we are going to be learning about Judaism and the special meal that Jews eat, called the Passover.</p> <p>Think about a meal that is special to you, what it includes and when you would eat it. Draw and label your special meal and write some sentences to explain why this meal is special to you.</p> |
| Project 4 Active | <p>Yoga: Have a moment of calm and practise these yoga poses. You could even join some of the yoga poses together and create a yoga flow.</p> |

| | |
|-------------------------------------|--|
| |  |
| <p>Project 5 History</p> | <p>In the Spring term, we will be learning about Castles. Research a little bit about castles and display your information creatively. You could draw a picture of a castle and label it, create a fact file or make a poster about castles.</p>  |
| <p>Project 6 Art</p> | <p>Next term in Art we are learning about imagined compositions- creating artwork from our imaginations linking to real life images. Think about an image or an object and create a piece of artwork making it more exciting with your imagination. Here is an example: Flowers from real life but imagination added.</p>  |

| | | | | | | | | | | | | | | | | | | | | | | | | | | |
|--------------------------|--|---------------------------------------|---|---------------------------------------|-------------------|-------------------|---------------------|--------------------------------|-------------|----------------|--------------|------------------------|----------------------------|--------------------------|---------------------------|-------------|------------------------|---|------------------------------------|-------------|----------------------------|------------------|-------------|------------------|---|-------------------|
| <p>Project 7</p> |  <p>Dr. Seuss Reading Challenge</p> <table border="1" data-bbox="496 454 991 925"> <tr> <td>Your Choice</td> <td>Read with a HAT on.</td> <td>Read to your favorite stuffed friend.</td> <td>Read to a friend.</td> <td>Read upside down.</td> </tr> <tr> <td>Read under a table.</td> <td>Listen to someone read to you.</td> <td>Your Choice</td> <td>Read out loud!</td> <td>Read in bed.</td> </tr> <tr> <td>Read a Dr. Seuss book.</td> <td>Read a book about animals.</td> <td>Read a book that rhymes.</td> <td>Read a book that is true.</td> <td>Your Choice</td> </tr> <tr> <td>Read to someone small.</td> <td>Read under a blanket with a flashlight.</td> <td>Read in the bathtub without water!</td> <td>Your Choice</td> <td>Read while having a snack.</td> </tr> <tr> <td>Read in the car.</td> <td>Your Choice</td> <td>Read lying down.</td> <td>Read a book you have never read before.</td> <td>Read standing up.</td> </tr> </table> <p>TOP TIP! You can complete 2 choices at a time - eg. Read under the table and Read with a HAT on. Most of all - ENJOY READING!</p> | Your Choice | Read with a HAT on. | Read to your favorite stuffed friend. | Read to a friend. | Read upside down. | Read under a table. | Listen to someone read to you. | Your Choice | Read out loud! | Read in bed. | Read a Dr. Seuss book. | Read a book about animals. | Read a book that rhymes. | Read a book that is true. | Your Choice | Read to someone small. | Read under a blanket with a flashlight. | Read in the bathtub without water! | Your Choice | Read while having a snack. | Read in the car. | Your Choice | Read lying down. | Read a book you have never read before. | Read standing up. |
| Your Choice | Read with a HAT on. | Read to your favorite stuffed friend. | Read to a friend. | Read upside down. | | | | | | | | | | | | | | | | | | | | | | |
| Read under a table. | Listen to someone read to you. | Your Choice | Read out loud! | Read in bed. | | | | | | | | | | | | | | | | | | | | | | |
| Read a Dr. Seuss book. | Read a book about animals. | Read a book that rhymes. | Read a book that is true. | Your Choice | | | | | | | | | | | | | | | | | | | | | | |
| Read to someone small. | Read under a blanket with a flashlight. | Read in the bathtub without water! | Your Choice | Read while having a snack. | | | | | | | | | | | | | | | | | | | | | | |
| Read in the car. | Your Choice | Read lying down. | Read a book you have never read before. | Read standing up. | | | | | | | | | | | | | | | | | | | | | | |
| <p>Project 8</p> | <p>Reading - Listen to Roald Dahl's The Enormous Crocodile story. Challenge Task: Can you write about your favourite part of the story? https://www.youtube.com/watch?v=HpmV-mDkJjA</p> | | | | | | | | | | | | | | | | | | | | | | | | | |
| <p>Project 9</p> | <p>Christmassy Walk- Go on a Christmassy walk and look at the Christmas decorations and lights that are up. Enjoy time with your family and think about some adjectives to describe what you can see. Take some photos to keep as a memory.</p> | | | | | | | | | | | | | | | | | | | | | | | | | |
| <p>Project 10</p> | <p>Make a New Year's Resolution. Pick three things that you really want to try and do this year!</p> | | | | | | | | | | | | | | | | | | | | | | | | | |

Spellings-

After the holidays, the way we do spellings will change.

The children will be given their new spelling words on a **Monday** and the children will be tested on a **Friday**.

Throughout the week, at the beginning of each English lesson we will be teaching a new spelling rule based on the Year 2 curriculum and this spelling rule will be linked to the spelling words they are given each week.

Please take some time to practise the Year 2 Common Exception Words.

Year 2 Common Exception Words

| | | | | |
|--|---|---|--|---|
| after again any bath beautiful because behind both break busy child children Christmas | class climb clothes could cold door even every everybody eye fast father find | floor gold grass great half hold hour improve kind last many mind money | most move Mr Mrs old only parents pass past path people plant poor | pretty prove should steak sugar sure told water whole who wild would |
|--|---|---|--|---|

www.twinkl.co.uk