



Materials



Which of these materials do you think will be waterproof? Why?

Plastic bag Kitchen roll Fabric Cardboard Tissue paper

Material	Was the material waterproof?
1. Tissue	<input type="checkbox"/> <input checked="" type="checkbox"/> <input checked="" type="checkbox"/>
2. Plastic bag	<input type="checkbox"/> <input checked="" type="checkbox"/> <input checked="" type="checkbox"/>
3. Kitchen roll	<input type="checkbox"/> <input checked="" type="checkbox"/> <input checked="" type="checkbox"/>
4. Cardboard	<input type="checkbox"/> <input checked="" type="checkbox"/> <input checked="" type="checkbox"/>
5. Fabric	<input type="checkbox"/> <input checked="" type="checkbox"/> <input checked="" type="checkbox"/>

Key Vocabulary



Material: what something is made from.



Natural materials: come from the earth.



Man-made materials: manufactured or made by people.



Properties: the features of a material.



Sort: organise things according to a common feature.



Opaque: cannot be seen through as no light can pass through it.



Translucent: allows some light to pass through.



Transparent: can be seen through.



Absorbent: able to soak up liquid.



Waterproof: repels liquids.

Continents

Where are the continents?

CPS Knowledge Organiser YEAR 1

Geography - Spring 1



Geographical Skills and Enquires

- To understand where I am in the world.
- To name and locate the seven continents.
- To name and locate the five oceans.
- To begin identifying human and physical features of the continents.



Key Vocabulary



Continent- a large area of land defined by physical, human, or cultural features.



Ocean- a large area of salty water.



World map- a map that shows the surfaces of the Earth.



Compass- a tool that points out the directions; North, South, East and West.




Equator- the imaginary line halfway between the North and South Pole.




Country- an area of land where people live under the same government.

Jesus as a Friend



Christianity



Friendship



Key Vocabulary

Friend: a person you know well and like and who likes you.

Friendship: being friends with others. 

ObeY: to follow or carry out the command, instruction, or wishes of someone else. 

Disciples: the followers of Jesus. 

Faith: trust or confidence in something or someone. 

Sinner: a person who does wrong. 

Miracle: something that is very outstanding unusual, or wonderful. Also called an act of God. 



CPS Knowledge Organiser – YEAR 1

PSHE - Jigsaw - Spring 1



Dreams and Goals



Weekly Celebration 1

This week we are celebrating people who:
Stay motivated when doing something challenging

Weekly Celebration 2

This week we are celebrating people who:
Keep trying even when it is difficult

Weekly Celebration 3

This week we are celebrating people who:
Work well with a partner or in a group

Weekly Celebration 4

This week we are celebrating people who:
Have a positive attitude

Weekly Celebration 5

This week we are celebrating people who:
Help other to achieve their goals

Weekly Celebration 6

This week we are celebrating people who:
Are working hard to achieve their own dreams and goals



Key Vocabulary

Success: to achieve something.



Achievement: something done well with effort, skill or courage.

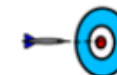
Attitude: the way you think and feel.



Motivated: wanting to do something even when it is difficult.



Goal: something you want that you need to work for.



Process: a series of steps to achieve a goal.

Challenge: an interesting or difficult task or problem.



Proud/pride: feeling happy with your own or someone else's achievements.





Creating a Freestanding Structure

CPS Knowledge Organiser – YEAR 1 – DT – Spring 1

DT- Design and Technology

Research Researching and finding out information by looking at examples of products that exist.

Design Plan your own product.

Make Make your own product.

Evaluate What went well?
What could you do better next time



Key Vocabulary:



Design: To plan and draw a product.



Structure: Something that has been built.



Building: Something people make by putting parts together.



Freestanding: Can stand up by itself.



Base: The bottom part that helps it stand.



Top: The highest part.



Side: The outer parts.



Join: To put parts together.



Balance: To keep from falling over.


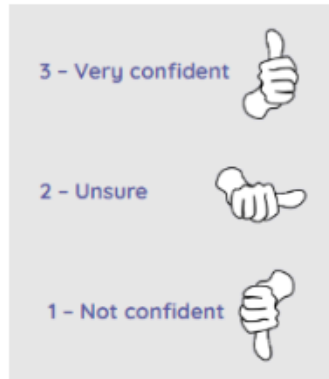



NCCE Unit 4

Data & Information - Grouping Data

CPS Knowledge Organiser – YEAR 1

Computing – Spring Term 1



Key Vocabulary



Data- the word to describe information.



Information- giving or receiving knowledge.



Object- a thing that can be seen, held or touched. Usually not a living thing.



Group- to put similar things together.



Label- to give a name to something/a group of similar things.



Search- to look for something; can use a search engine online like Google.



Image- a picture of something.



Properties- the characteristics of something.



Value- what something is worth.