











Dear Parents and Children,

We are all so proud of your brilliant effort and amazing work this term!
It is project time for the Holidays! For the break, we have put together 10 projects that you can choose to complete in any order. If you finish all 10 during the half term, continue practising your Phonics sounds; letter and number formation; use the BBC website and Bug Club.

Wishing you a wonderful and safe Christmas Holiday and New year.

Mrs Dell, Mrs van der Merwe & Miss Spencer 😊

Project 1-	Writing/Oracy; Write down or tell someone at home about your Hopes and Wishes for the New Year, 2026.  My Hopes and Wishes
Project 2-	Science; After the holidays, we will be studying 'Materials.' Go on a Material Hunt in your house looking for objects made from the following materials- metal, wood, fabric, glass and plastic. Draw and label the objects that you find, use this example to help you:

metal 	wood 	fabric 
 tap	 Pencil	 bat
glass	Plastic	
 window	 bottle	 wee chat

Challenge: Can you find objects made from more than one of the materials?

Project 3-

DT; After the holidays we will be making a free standing structure for a story character. At home, can you make your own freestanding structure like a reading den? Here are some examples to give you ideas:



Can you take a photo or draw a picture of your den?

Project 4-

Geography; After the holidays we will be learning about Continents in Geography. To get ready, draw/make/print a map of the world showing the seven continents.

Challenge: Choose one of the continents and write some facts about it.


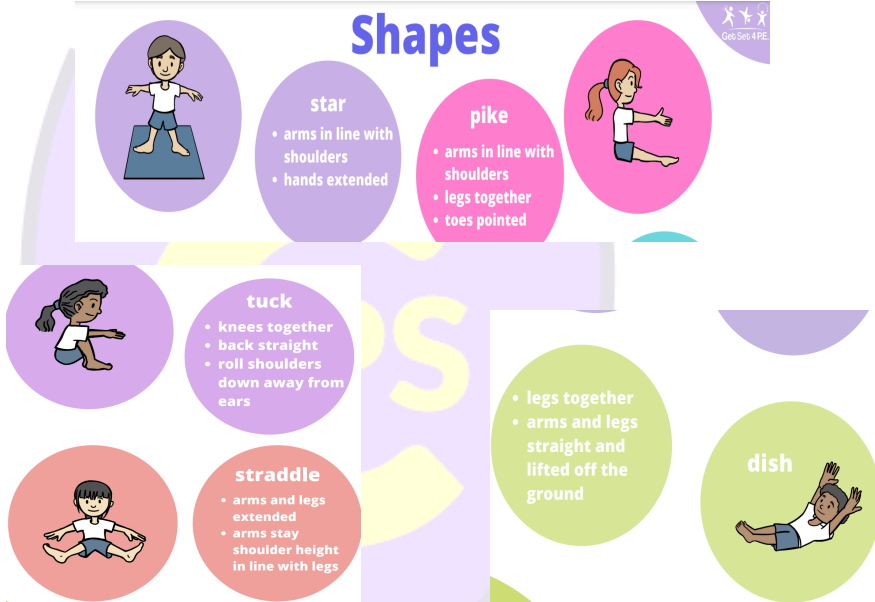
Project 5-

Maths; Practise counting to forwards and backwards in 1s from 0-30, 0-50 or 0-100. Can you write the numbers too?

Challenge: Can you count in 2s and 5s to 30? To 50?

Project 6-

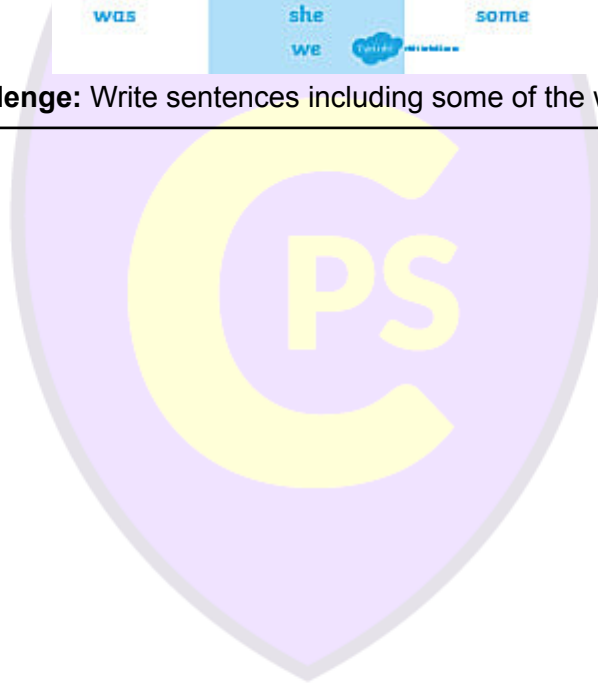
Mindfulness; With an adult, go on a Winter Walk. Draw and write about some of the things you see.

<p>Project 7-</p>	<p>Reading- Bug Club; Log into Bug Club and read some of the books that are allocated to you, answering the questions where you see this picture: . I will be able to see what you are reading :). If you can't log onto Bug Club, please read some of your own books and draw your favourite part of each story.</p>
<p>Project 8-</p>	<p>PE; Practise making these shapes at home:</p>  <p>Challenge; Can someone take a picture of you making the shapes that you can bring into school?</p>
<p>Project 9-</p>	<p>RE; In RE we will be looking at Friendship. Draw a picture of one (or more) of your friends and write about why they are your friend. Or you could draw a picture of yourself and write why you are a good friend to others.</p>
<p>Project 10-</p>	<p>Common Exception Words; Continue to practise writing some of these Common Exception words:</p>

Year 1 Common Exception Words

the	is	no	one
a	his	go	once
do	has	so	ask
to	I	by	friend
today	you	my	school
of	your	here	put
said	they	there	push
says	be	where	pull
are	he	love	full
were	me	come	house
was	she	some	our
	we		

Challenge: Write sentences including some of the words.



CRANFORD

PRIMARY SCHOOL