

## Top Ten

Dear Parents and Children,

Welcome to Year 2! We are really looking forward to seeing you all in September and beginning our learning journey together.

Below are some projects for you to work through over the summer holidays. If you finish all of the projects, remember to continue to read, practise your number skills, 2, 5, 10 times tables and your handwriting. Any projects you complete should be kept and brought into school when returning in September.

Remember to take care, have fun and look after yourselves.

From your Year 2 teachers,

Miss Sparkes, Miss Gonzales, Mrs Abdi 😊

### Project time!

#### **Project 1**

#### **Spellings-** Year Common Exception Words

| Year 2 Common Exception Words |          |       |           |       |         |         |           |
|-------------------------------|----------|-------|-----------|-------|---------|---------|-----------|
| door                          | child    | cold  | pretty    | grass | improve | whole   | half      |
| floor                         | children | gold  | beautiful | pass  | sure    | any     | money     |
| poor                          | wild     | hold  | after     | plant | sugar   | many    | Mr        |
| because                       | climb    | told  | fast      | path  | eye     | clothes | Mrs       |
| find                          | most     | every | last      | bath  | could   | busy    | parents   |
| kind                          | only     | great | past      | hour  | should  | people  | Christmas |
| mind                          | both     | break | father    | move  | would   | water   | everybody |
| behind                        | old      | steak | class     | prove | who     | again   | even      |




It is really important that your children start to become familiar with these common exception word spellings. We will be testing children on these during their weekly spelling tests and be using these in their English writing work.




#### **Project 2**

#### **Times Tables-**

Your child needs to learn their 2, 5 and 10 times tables in preparation for a weekly times table test in Year 2. Children must also know their number bonds to 20 in a random order. Children need to be able to recognise and write numbers to 100 in numerals and word form.

<https://www.bbc.com/bitesize/subjects/zjxhfg8>

|                         |  |
|-------------------------|--|
|                         | <p>This website will help children revise what they learnt in Year 1.</p>  |
| <p><b>Project 3</b></p> | <p><b><u>Geography-</u></b><br/>         For our first unit of Geography we will be looking at our local area. Go for a walk to the local park and think about how you got there. Did you have to turn left and then walk straight? When you get there, tell someone what you can see and what you like about the area.</p>  |
| <p><b>Project 4</b></p> | <p><b><u>DT-</u></b><br/>         This term in DT we will be looking at Food Technology. Create a healthy snack for you and your family at home. Be as creative as you can!<br/>         Here are some ideas. Take some photos if you can.</p>   |
| <p><b>Project 5</b></p> | <p><b><u>PE -</u></b><br/>         In PE we will be learning the skills of yoga and different ball skills. Your task is to create your own yoga routine to show your family or friends.</p> <p>You can also practise your ball skills in the garden or at the park. The different skills we will be looking at in school are throwing, kicking, catching and rolling.</p>                                      |
| <p><b>Project 6</b></p> | <p><b><u>PSHE -</u></b><br/>         To create a poster all about you. You can include your likes and dislikes, what you are looking forward to learning about in Year 2, any hobbies.</p>    |
| <p><b>Project 7</b></p> | <p><b><u>RE-</u></b><br/>         In RE we will be looking at two topics which are focusing on kindness and friendship.<br/>         Your task is to create a poster about either kindness or friendship and how you show this towards other people.</p>   |

|                          |   |
|--------------------------|---|
| <p><b>Project 8</b></p>  | <p><b>SCIENCE-</b><br/>         In Science the first topic you will be learning about in Year 2 is 'Health and Hygiene.' Think about all the different ways to make sure that you are keeping yourself healthy. Your task is to create a booklet that could be used to inform other people.</p>  |
| <p><b>Project 9</b></p>  | <p><b>Music</b><br/>         Find some recycled materials around your home to create a musical instrument.<br/>         E.g. Yoghurt pots with rice to create a shaker.<br/>         Put on your favourite music and play along.</p>   |
| <p><b>Project 10</b></p> | <p><b>Eco Project -</b><br/>         Find some recycled materials around your home to create a collage.</p>   |

| 2x table    |  |
|-------------|--|
| 0 × 2 = 0   |  |
| 1 × 2 = 2   |  |
| 2 × 2 = 4   |  |
| 3 × 2 = 6   |  |
| 4 × 2 = 8   |  |
| 5 × 2 = 10  |  |
| 6 × 2 = 12  |  |
| 7 × 2 = 14  |  |
| 8 × 2 = 16  |  |
| 9 × 2 = 18  |  |
| 10 × 2 = 20 |  |
| 11 × 2 = 22 |  |
| 12 × 2 = 24 |  |

| 5x table    |  |
|-------------|--|
| 0 × 5 = 0   |  |
| 1 × 5 = 5   |  |
| 2 × 5 = 10  |  |
| 3 × 5 = 15  |  |
| 4 × 5 = 20  |  |
| 5 × 5 = 25  |  |
| 6 × 5 = 30  |  |
| 7 × 5 = 35  |  |
| 8 × 5 = 40  |  |
| 9 × 5 = 45  |  |
| 10 × 5 = 50 |  |
| 11 × 5 = 55 |  |
| 12 × 5 = 60 |  |

| 10x table     |  |
|---------------|--|
| 0 × 10 = 0    |  |
| 1 × 10 = 10   |  |
| 2 × 10 = 20   |  |
| 3 × 10 = 30   |  |
| 4 × 10 = 40   |  |
| 5 × 10 = 50   |  |
| 6 × 10 = 60   |  |
| 7 × 10 = 70   |  |
| 8 × 10 = 80   |  |
| 9 × 10 = 90   |  |
| 10 × 10 = 100 |  |
| 11 × 10 = 110 |  |
| 12 × 10 = 120 |  |

