

# Materials



Which of these materials do you think will be waterproof? Why?

Plastic bag	Kitchen roll	Fabric	Cardboard	Tissue paper
-------------	--------------	--------	-----------	--------------

Material	Was the material waterproof?
1. Tissues	<input type="checkbox"/> <input checked="" type="checkbox"/> <input checked="" type="checkbox"/>
2. Plastic bag	<input type="checkbox"/> <input checked="" type="checkbox"/> <input checked="" type="checkbox"/>
3. Kitchen roll	<input type="checkbox"/> <input checked="" type="checkbox"/> <input checked="" type="checkbox"/>
4. Cardboard	<input type="checkbox"/> <input checked="" type="checkbox"/> <input checked="" type="checkbox"/>
5. Fabric	<input type="checkbox"/> <input checked="" type="checkbox"/> <input checked="" type="checkbox"/>

### Key Vocabulary

- Material:** what something is made from.
- Natural materials:** come from the earth.
- Man-made materials:** manufactured or made by people.
- Properties:** the features of a material.
- Sort:** organise things according to a common feature.
- Opaque:** cannot be seen through as no light can pass through it.
- Translucent:** allows some light to pass through.
- Transparent:** can be seen through.
- Absorbent:** able to soak up liquid.
- Waterproof:** repels liquids.



# Continents and Oceans

CPS Knowledge Organiser YEAR 1

Geography - Spring 1



## Geographical Skills and Enquires

- To understand where I am in the world.
- To name and locate the seven continents.
- To name and locate the five oceans.
- To begin identifying human and physical features of the continents.



## Key Vocabulary



**Continent**- a large area of land defined by physical, human, or cultural features.



**Ocean**- a large area of salty water.



**World map**- a map that shows the surfaces of the Earth.



**Compass**- a tool that points out the directions; North, South, East and West.



**Equator**- the imaginary line halfway between the North and South Pole.



**Country**- an area of land where people live under the same government.



**Capital city** - the city where the government of the country meets.



# Creating a windmill structure for Inky Mouse

CPS Knowledge Organiser – YEAR 1 – DT – Spring 1

## DT- Design and Technology



To design, make and evaluate a windmill (product) for Inky Mouse (user) to live in (purpose).



**Research** Researching and finding out information by looking at examples of products that exist.

**Design** Plan your own product.

**Make** Make your own product.

**Evaluate** What went well?  
What could you do better next time

### Key Vocabulary:



**Design:** To plan and draw a product.



**Structure:** Something that has been made and put together e.g. building, bridge, table, chair.



**Windmill:** A structure with sails that move by wind.



**Axle:** The rod that goes through the middle of a wheel to help it stay in place and move.



**Base:** The part that makes something stand up.



**Turbine/sails:** The parts that move in the wind.



**Stable:** Object does not easily topple over.



**Strong:** It does not break easily.



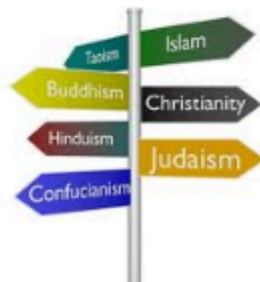

**Weak:** It breaks easily.



# Jesus as a Friend

CPS Knowledge Organiser - YEAR 1 – RE – Spring 1

## Christianity



### Key Vocabulary

**Friend:** a person you know well and like and who likes you.



**Friendship:** being friends with others.

**Obey:** to follow or carry out the command, instruction, or wishes of someone else.



**Disciples:** the followers of Jesus.



**Faith:** trust or confidence in something or someone.



**Sinner:** a person who does wrong.


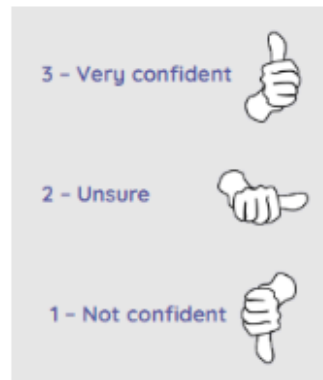
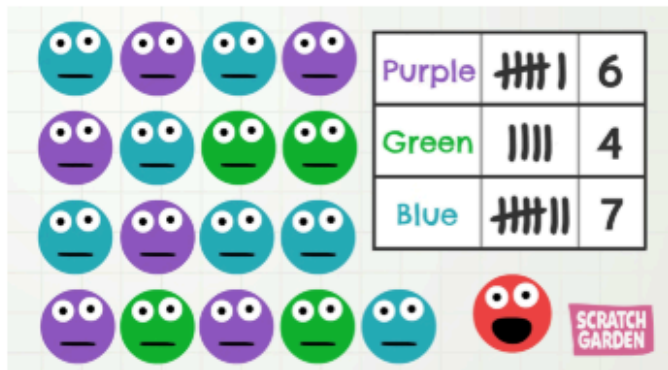


**Miracle:** something that is very outstanding, unusual, or wonderful. Also called an act of God.



# NCCE Unit 4

## Data & Information – Grouping Data



### Key Vocabulary



**Data-** the word to describe information.



**Information-** giving or receiving knowledge.



**Object-** a thing that can be seen, held or touched. Usually not a living thing.



**Group-** to put similar things together.



**Label-** to give a name to something/a group of similar things.



**Search-** to look for something; can use a search engine online like Google.



**Image-** a picture of something.



**Properties-** the characteristics of something.



**Value-** what something is worth.





CPS Knowledge Organiser – YEAR 1

PSHE - Jigsaw - Spring 1



# Dreams and Goals



## Weekly Celebration 1

This week we are celebrating people who:  
Stay motivated when doing something challenging

## Weekly Celebration 2

This week we are celebrating people who:  
Keep trying even when it is difficult

## Weekly Celebration 3

This week we are celebrating people who:  
Work well with a partner or in a group

## Weekly Celebration 4

This week we are celebrating people who:  
Have a positive attitude

## Weekly Celebration 5

This week we are celebrating people who:  
Help other to achieve their goals

## Weekly Celebration 6

This week we are celebrating people who:  
Are working hard to achieve their own dreams and goals



## Key Vocabulary

**Success:** to achieve something.



**Achievement:** something done well with effort, skill or courage.

**Attitude:** the way you think and feel.



**Motivated:** wanting to do something even when it is difficult.



**Goal:** something you want that you need to work for.



**Process:** a series of steps to achieve a goal.

**Challenge:** an interesting or difficult task or problem.



**Proud/pride:** feeling happy with your own or someone else's achievements.

