

Dear Parents and Children,


What a busy first half term we have had in Year 1!



It has been lovely to watch the children settle in and become more confident. We are all very proud of their amazing learning and the work that they have completed!

It is project time for the Half Term Holidays. We have put together 10 projects that you can choose to complete in any order.

We wish you all a relaxing and safe half term!

Mrs Dell, Mrs van der Merwe & Miss Abdi 😊

Project 1-	Writing/Oracy; Write or tell the story of Halibut Jackson to someone at home. Remember to include the types of suits that he wears and the places that he visits. 																														
Project 2-	Science; After half term, we will be studying 'Space and Forces'. Choose a planet, research it and create a poster or write about it. Challenge: Create your own planet and write a sentence describing your planet.																														
Project 3-	DT; After half term, we will be making Fruit Kebabs in DT. Over the holidays, draw and label 5 different types of fruit. Write a sentence to describe each fruit. Challenge: Use 'because' to give the reasons why you like each fruit.																														
Project 4-	History; After half term we will be looking at Dinosaurs in History. Draw and label a picture of your favourite dinosaur. Challenge: Write some information about your chosen dinosaur.																														
Project 5-	Maths; Practise writing the numbers to 30 in numerals and words. This can help you: <table border="1" data-bbox="523 1659 1273 2002"><tbody><tr><td>1 = One</td><td>11 = Eleven</td><td>21 = Twenty-one</td></tr><tr><td>2 = Two</td><td>12 = Twelve</td><td>22 = Twenty-two</td></tr><tr><td>3 = Three</td><td>13 = Thirteen</td><td>23 = Twenty-three</td></tr><tr><td>4 = Four</td><td>14 = Fourteen</td><td>24 = Twenty-four</td></tr><tr><td>5 = Five</td><td>15 = Fifteen</td><td>25 = Twenty-five</td></tr><tr><td>6 = Six</td><td>16 = Sixteen</td><td>26 = Twenty-six</td></tr><tr><td>7 = Seven</td><td>17 = Seventeen</td><td>27 = Twenty-seven</td></tr><tr><td>8 = Eight</td><td>18 = Eighteen</td><td>28 = Twenty-eight</td></tr><tr><td>9 = Nine</td><td>19 = Nineteen</td><td>29 = Twenty-nine</td></tr><tr><td>10 = Ten</td><td>20 = Twenty</td><td>30 = Thirty</td></tr></tbody></table>	1 = One	11 = Eleven	21 = Twenty-one	2 = Two	12 = Twelve	22 = Twenty-two	3 = Three	13 = Thirteen	23 = Twenty-three	4 = Four	14 = Fourteen	24 = Twenty-four	5 = Five	15 = Fifteen	25 = Twenty-five	6 = Six	16 = Sixteen	26 = Twenty-six	7 = Seven	17 = Seventeen	27 = Twenty-seven	8 = Eight	18 = Eighteen	28 = Twenty-eight	9 = Nine	19 = Nineteen	29 = Twenty-nine	10 = Ten	20 = Twenty	30 = Thirty
1 = One	11 = Eleven	21 = Twenty-one																													
2 = Two	12 = Twelve	22 = Twenty-two																													
3 = Three	13 = Thirteen	23 = Twenty-three																													
4 = Four	14 = Fourteen	24 = Twenty-four																													
5 = Five	15 = Fifteen	25 = Twenty-five																													
6 = Six	16 = Sixteen	26 = Twenty-six																													
7 = Seven	17 = Seventeen	27 = Twenty-seven																													
8 = Eight	18 = Eighteen	28 = Twenty-eight																													
9 = Nine	19 = Nineteen	29 = Twenty-nine																													
10 = Ten	20 = Twenty	30 = Thirty																													

Project 6-	Mindfulness; Watch some of the Cosmic Yoga videos (follow the link- https://www.youtube.com/watch?v=Jzw6e6Ko90o&ab_channel=CosmicKidsYoga) and complete some of the activities.
Project 7-	Reading- Bug Club; Log into Bug Club and read some of the books that are allocated to you, answering the questions where you see this picture:  . I will be able to see what you are reading :). If you can't log onto Bug Club, please read some of your own books and draw your favourite part of each story.
Project 8-	PE; Create your own Dance and show it to someone at home. You can base it on anything you like and use your favourite song! Challenge; Can someone take a picture of you dancing that you can bring into school?
Project 9-	RE & Art; It is Diwali soon. Create a Diwali card or fireworks picture to bring into school. Use lots of bright colours and patterns to make it interesting and eye-catching.
Project 10-	Common Exception Words; Practise writing some of these Common Exception words: 

Dear Parents & Carers,

After the half term holidays, Year 1 will now begin completing weekly Spelling Tests in class. The children will receive their spelling words every Monday to practise at home ready for the test on Friday. Please assist your child in practising their weekly spelling words. The words will relate to the sounds that the children have learned in Phonics each week and will also include 2 Common Exception Words.

If your child does not bring their Spelling Book (small blue lined book) home every Monday, please do let us know.

Thank you,

Mrs Dell, Miss Abdi & Mrs van der Merwe