



## CPS Knowledge Organiser

Landscapes

Art Skills: **Painting + Mixed-Media**

**Etel Adnan + Jane Dickinson**



**Embark:** We are going to look at the artists work to inform our own artwork and begin to practise techniques which will help us develop this terms art skills.

**Steady Progress:** We are going to develop our use of composition to create collages that depict stories, inspired by either of the artists.

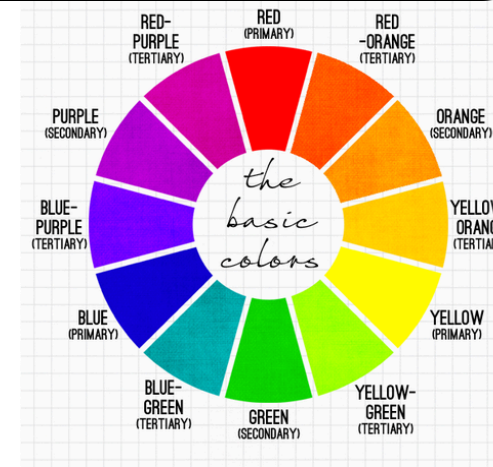
**Accelerated Progress:** We are going to refine our painting and mixed-media skills to develop our own artwork and we will apply the skills we learn so that we are able to work to create a collage.

**Destination:** We are going to create our final piece, an artwork using collage and an abstract background. We will exhibit this.

## Colour Theory

The **Primary** colours are three colours that cannot be made by mixing other colours. These colours are **red, yellow and blue.**

When **primary** colours are mixed they make **secondary** colours.



### Hue-Colour

**Tone**-This describes how light or dark a colour is.

**Warm** colours- These are colours associated with heat and the emotions excitement, anger and frustration.

**Cool** colours-These colours are associated with cold things, like ice, and feelings such as sadness, comfort and calm.

**Complementary** Colours-These colours are opposite on the colour wheel.

**Shade:** To make a colour darker, add black.

**Tint:** To make a colour lighter, add white.

**Media-** the materials and tools used by an artist to create artwork.

Drawing/Colouring Pencils

Felt-tip pens

Cardboard/Recycled materials/Newspaper

Paint(watercolour/poster)

**Mixed Media-** using a mixture of media.

\*Medium-singular\*


## Our Learning Journey

**Embark:** Drawing and painting skills-employ a range of drawing techniques such as, blind/negative space and line drawing.

**Steady Progress:** Employ painting skills techniques. Mixed-Media-using a range of media to experiment with texture by creating crayon rubbings and using fabric etc.

**Accelerated Progress:** Develop composition, proportion, scale and perspective by creating plans for a collage. Plan record and evaluate artwork. Mixed-Media skills-create preparatory relief using newspaper and other recycled materials.

**Destination:** Apply painting and collage making skills to create a final piece of artwork.



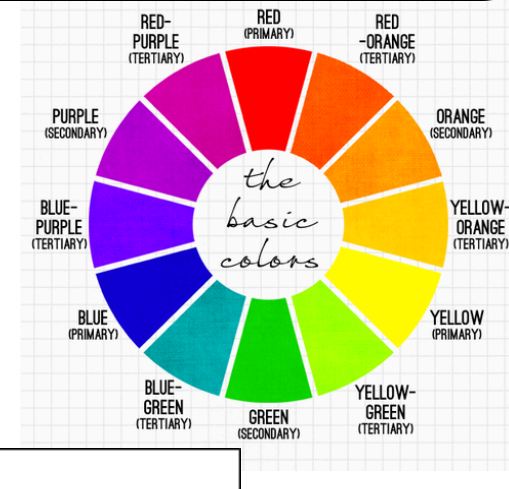
**CPS Knowledge Organiser**

Landscapes

Art Skills: **Painting + Mixed-Media**

## Colour Theory

The **Primary** colours are three colours that cannot be made by mixing other colours. These colours are **red, yellow and blue**. When **primary** colours are mixed they make **secondary** colours.



**Media-** the materials and tools used by an artist to create artwork.

- Drawing/Colouring Pencils
- Felt-tip pens
- Cardboard/Recycled materials/Newspaper
- Paint(watercolour/poster)


**Mixed Media-** using a mixture of media.

**\*Medium-singular\***

### Key Vocabulary

**Composition** - The arrangement and layout of artwork/objects. The composition for landscape paintings would include: foreground, background and middleground.

**Proportion** - Proportion refers to the size of the parts of an object in relationship to other parts of the same object.



**Abstract** - This form of art is a part of a modern art movement that does not represent our everyday world in an obvious way. Abstract art can include colour, lines, and shapes (form) however, they are often not figurative (objects, people or living things).

**Landscape** - A landscape is part of Earth's surface that can be viewed at one time from one place. It is natural and can be made up of a collection of landforms, such as mountains, hills and plains,

**Figurative** - any form of modern art that retains strong references to the real world and particularly to the human figure.

**Stippling** - the art or process of drawing, painting, or engraving using numerous small dots or specks.


**Watercolour Bleeds** - is when your paintbrush touches an area that is still wet on your painting, and the colour from your brush merges (bleeds) into the wet area.



**Foreground** - the part of a view that is nearest to the observer, especially in a picture or photograph.


**Background** - the part of a picture, scene, or design that forms a setting for the main figures or objects, or appears furthest from the viewer.

**Middleground** - the middle part of a painting or photograph.



### Key Artists

- Historical-** Etel Adnan
- Contemporary-** Jane Dickinson



### Evaluation Sentence Stems (SA/PA)

It was interesting because...	It is the same because...
I like the part where...because...	It is different because...
I found this work...because...	They are alike because they are both...
Next time /you would/could...	One similarity between...and...is that...
Maybe you could try...	In some ways...and...are alike. For instance they are both...
I enjoyed it because...	Another feature they have in common is that...
Possible improvements may include...	They differ in some ways. For example...
Or alternatively...	Another difference is that...whereas...





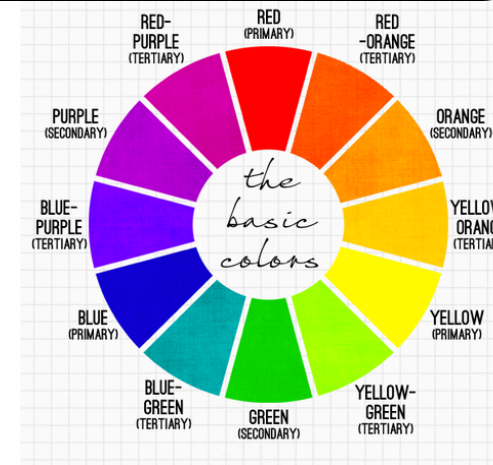
## CPS Knowledge Organiser

Landscapes

Art Skills: **Painting + Mixed-Media**

### Colour Theory

The **Primary** colours are three colours that cannot be made by mixing other colours. These colours are **red, yellow and blue**. When **primary** colours are mixed they make **secondary** colours.



**Media-** the materials and tools used by an artist to create artwork.

Drawing/Colouring Pencils

Felt-tip pens

Cardboard/Recycled materials/Newspaper

Paint(watercolour/poster)

**Mixed Media-** using a mixture of media.

**\*Medium-singular\***