

Dear Parents and Children,



Well done for your efforts this past half term.


It is project time for the Easter Holidays! For the half term break, we have collated 10 projects you can choose to complete in any order.

If you finish all 10 during the half term, continue practising your times tables; learning your spellings; use the BBC website and Bug Club.

Remember to take care and look after yourselves.

From your teachers 😊

Project 1	<b>Create!</b> Design and draw your own unusual animal – give it features, write a paragraph about it – what does it look like? Where does it live? What does it eat? Does it live in groups or is it solitary? Is it a predator or prey? Etc.
Project 2	<b>Presentation</b> Create a presentation on Ancient Greece to present to the class. This can be done in any way that you like!
Project 3	<b>Eco Activity</b> During the break, we would like you to create a poem about being Eco-friendly. For example, it could be an acrostic poem using the school name or letters. Here is an example to help you: 
Project 4	<b>Easter</b> Design and create your own Easter themed: 1. Easter Hat 2. Easter Egg 3. Easter themed cake
Project 5	<b><u>Grow your own crystals at home</u></b>  1. Boil your kettle and let it cool. Ask an adult to help you fill a jar or glass with warm water. 2. Add several teaspoons of salt to the water and stir until all the salt has dissolved. Keep adding, a teaspoon at a time, and repeat this until no more salt will dissolve. 3. Tie a paper clip onto the end of a piece of string and wrap this around a straw. The straw will be what hangs your paper clip in the water to form the crystal. Bend the straw so that it hangs over the jar, and put an elastic band around the top of the jar to hold it in place. 4. The paper clip should hang in your crystal solution for around a week, don't touch! Observe after a week, and leave for longer if needed. 5. The process of crystallisation has occurred! Observe your crystal closely. What can you see? Has it formed any specific shapes? Can you explain how this has happened? 
Project 6	Create an amazing fact file poster about Anglo - Saxons - for Anglo - Saxons competition !!!
Project 7	Create your own healthy, spring menu for a whole week.

	
<b>Project 8</b>	Create an outdoor reading den! Get creative and make it cosy ☀️
<b>Project 9</b>	Get outside and make some observational drawings of your surroundings. Can you find any spring flowers? Nests? Ducklings?
<b>Project 10</b>	Create your own outdoor obstacle course and get your friends/family involved!

**CRANFORD**  
PRIMARY SCHOOL