

Dear Parents and Children,



What a busy term we have had! We are all so proud of your amazing learning this term!

It is project time for the Easter Half Term Holidays! For the half term break, we have put together 10 projects that you can choose to complete in any order.

If you finish all 10 during the half term, continue practising your Phonics sounds; letter and number formation; use the BBC website and Bug Club. Please continue practising your lines for your assembly after the holidays!

Wishing you a wonderful and safe half term!

Year One Team 😊

<b>Project 1 Writing</b>	<p>In English, we will be learning more about the country of Kenya. For your homework, can you research some facts about Kenya - What do they eat? What is the weather like in Kenya?</p> 
<b>Project 2 Well-being</b>	<p><b>Rights Respecting School Article 31-</b> The right for all children to rest, relax and play. Can you create your own game that you could play with someone from home? Here are some ideas to inspire you.</p> <div data-bbox="422 1245 1307 1832"><p><b>Get Set 4 P.E.</b></p><h2>Twister</h2><p><b>What you need:</b> 10 x items e.g. pairs of rolled up socks or cones, one person to time.</p><p><b>How to play:</b></p><ul style="list-style-type: none"><li>• The player begins sitting on the floor with the items in front of them.</li><li>• They need to pick up one item with their feet and twist on their bottom to place the item behind them.</li><li>• Players can only transport one item at a time.</li><li>• If all 10 items have been moved within the time, players can continue to add to their score by moving them back.</li></ul></div> <p>How many items can you move in 1 minute?</p>



## Mighty memory

What you need: 7 - 15 random items.

### How to play:

- Place the number of items listed below out on a table or on the floor.
- Allow the player to look at the items for 1 minute.
- Players then turn their back to the items.
- They guess one item at a time that they have seen.
- In between each guess they must complete a number of star jumps.
- Players can only guess incorrectly three times, after which they record the number of items they guessed correctly.

Use 10 items and  
complete  
7 star jumps in  
between guesses.



Keys?

### Project 3 Science - Seasonal changes

Next half term, we will be learning about seasonal changes. We would like you to go on a scavenger hunt. What things can you spot?

Challenge - Can you write some similarities and differences between Spring and Summer. E.g.

During Spring and Summer, the days are getting longer and the weather is getting warmer.

In summer the days are longer and the nights are shorter. The trees are full of leaves and flowers.

In Spring, plants began to bloom and new life begins. Baby chicks and lambs are born. We celebrate Easter during Spring.



**Scavenger hunt**  
How many of these summer treasures can you find?



Daisy



Green hazelnuts and hazelnut shells



Dandelion clock



A munched leaf



5 different grasses



A nibbled cone



4-leaf clover



Stripy petals



Spotty petals



Buttercup

Photos: WPA, Margaret Beaton, Peter Carpenter, Christine Morris, Peter Bower, David Chambers, Luke Long, Steven Reid and Richard Thompson



**Be a real Nature Detective!**  
Can you find these spring treasures?



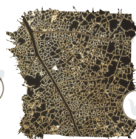
Soft feather



**Munch!** A nibbled leaf  
You might even find what's nibbling it!



A smooth pebble



Lacy leaf skeletons



Prickly pine needles



Silky flower petals



Blossom




A lichen-covered twig



New green leaves



Sticky leaf buds



Springy moss



Dewy grass

Images: Michael Beaton, David G. Jones, Louise Latham, David Morris, Richard Reid, Margaret Beaton, Peter Bower, Christine Morris, Peter Carpenter, David Chambers, Luke Long, Steven Reid and Richard Thompson





































































**Project 4**  
**Topic -**  
**Geography**
































































Next term in Geography we will be studying and learning about the weather. For your homework, create a 7 day weather diary using the weather symbols. Here is an example.

What will the weather be like this week ?

 sun   snow   cloudy   windy   rain	Days of the week	Weather
	Monday	
	Tuesday	
	Wednesday	
	Thursday	
	Friday	
	Saturday	
	Sunday	

PRIMARY SCHOOL

	<div>Here's a list of the weather icons and what they mean</div> <table><tr><td> Sun Rise</td><td> Rain</td><td> Haze</td><td> Cloudy</td><td> Scattered snow</td><td> Blowing snow</td></tr><tr><td> Sun Set</td><td> Dust</td><td> Heavy Rain</td><td> Party Cloudy</td><td> Snow</td><td> Windy</td></tr><tr><td> Clear</td><td> Fog</td><td> Heavy Snow/Sleet</td><td> Rain</td><td> Thunderstorms</td><td></td></tr><tr><td> Cloudy</td><td> Hail</td><td> Clear</td><td> Smoke</td><td> Tornado</td><td></td></tr></table>	 Sun Rise	 Rain	 Haze	 Cloudy	 Scattered snow	 Blowing snow	 Sun Set	 Dust	 Heavy Rain	 Party Cloudy	 Snow	 Windy	 Clear	 Fog	 Heavy Snow/Sleet	 Rain	 Thunderstorms		 Cloudy	 Hail	 Clear	 Smoke	 Tornado	
 Sun Rise	 Rain	 Haze	 Cloudy	 Scattered snow	 Blowing snow																				
 Sun Set	 Dust	 Heavy Rain	 Party Cloudy	 Snow	 Windy																				
 Clear	 Fog	 Heavy Snow/Sleet	 Rain	 Thunderstorms																					
 Cloudy	 Hail	 Clear	 Smoke	 Tornado																					
<div>Project 5</div> <div>Maths</div>	<p>In Maths, we have been working on adding two digit by one digit using dienes. Please watch this video to help you. <a href="https://www.youtube.com/watch?v=nBvhlir20IE">https://www.youtube.com/watch?v=nBvhlir20IE</a></p> <p>Here is an example</p> <p>11 + 8 = 19</p> <div></div> <p><b>Challenge:</b> Create a poster to show your adding using dienes.Remember to add a 1 digit number to a 2 digit number.</p>																								
<div>Project 6</div> <div>Design Technology - Textiles</div>	<p>Next term, we will be making a waistcoat for Jofli Bear.</p> <div></div> <p>Research a waistcoat for Jofli Bear to wear for the street party to celebrate the first year of King Charles' coronation.</p> <p>Draw your favourite waistcoat and write adjectives around it - bright, colourful etc.</p>																								

	<div></div> <div></div>																																																												
Project 7 Reading	<div><div></div><div>Log into Bug Club and read some of the books that are allocated to you, answering the questions where you see this picture: . I will be able to see what you are reading :). If you can't log onto Bug Club, please read some of your own books and draw your favourite part of each story.</div></div>																																																												
Project 8 Phonics	<div><div><p><b>Phonics</b> - Have a go at reading these words with someone at home. Which are real words and which are alien words?</p><p><b>Challenge:</b> Can you write a sentence using some of the real words? Can you circle the digraphs, trigraphs and split digraphs that you see?</p></div><div><table><tr><td>chill</td><td>blank</td><td>steck</td><td></td><td>bim</td><td></td></tr><tr><td>start</td><td>scribe</td><td>hild</td><td></td><td>vap</td><td></td></tr><tr><td>best</td><td>phone</td><td>quemp</td><td></td><td>spron</td><td></td></tr><tr><td>grit</td><td>whisk</td><td>geck</td><td></td><td>blurst</td><td></td></tr><tr><td>shin</td><td>dentist</td><td>ulf</td><td></td><td>voo</td><td></td></tr><tr><td>gang</td><td>starling</td><td>chom</td><td></td><td>snemp</td><td></td></tr><tr><td>week</td><td>day</td><td>tord</td><td></td><td>fape</td><td></td></tr><tr><td>hooks</td><td>slide</td><td>thazz</td><td></td><td>jound</td><td></td></tr><tr><td>strap</td><td>newt</td><td>blan</td><td></td><td>stroft</td><td></td></tr><tr><td>trains</td><td>finger</td><td>tox</td><td></td><td>terg</td><td></td></tr></table></div></div>	chill	blank	steck		bim		start	scribe	hild		vap		best	phone	quemp		spron		grit	whisk	geck		blurst		shin	dentist	ulf		voo		gang	starling	chom		snemp		week	day	tord		fape		hooks	slide	thazz		jound		strap	newt	blan		stroft		trains	finger	tox		terg	
chill	blank	steck		bim																																																									
start	scribe	hild		vap																																																									
best	phone	quemp		spron																																																									
grit	whisk	geck		blurst																																																									
shin	dentist	ulf		voo																																																									
gang	starling	chom		snemp																																																									
week	day	tord		fape																																																									
hooks	slide	thazz		jound																																																									
strap	newt	blan		stroft																																																									
trains	finger	tox		terg																																																									
Project 9 PE	<div><div>Here is the link to the dance that you will be doing in our Vaisakhi Assembly. Follow the link and practise the dance moves!</div><div><a href="https://www.youtube.com/watch?v=DNngNqFvsos&amp;ab_channel=StudioDanceFitnessKidsByAmit">https://www.youtube.com/watch?v=DNngNqFvsos&amp;ab_channel=StudioDanceFitnessKidsByAmit</a></div></div>																																																												

<b>Project 10 RE</b>	<p>We will be learning about Judaism next term, can you plan and draw a special meal for a special celebration with your family. It could be for Eid, Christmas and Diwali. Here are some examples to help you.</p> <div data-bbox="427 392 780 654" data-label="Image"> </div> <div data-bbox="815 392 1270 654" data-label="Image"> </div>

**CRANFORD**  
PRIMARY SCHOOL