

Dear Parents and Children,

Well done for your efforts this past half term.



It is project time for the Half Term Holidays! For the half term break, we have collated 10 projects you can choose to complete in any order.




If you finish all 10 during the half term, continue practising your times tables; learning your spellings; use the BBC website and Bug Club.


Remember to take care and look after yourselves.

Please note that Project 1 is mandatory as this will support your child with practice.

From your teachers 😊

Project 1 Assessment Papers	<p><u>Assessment Papers-</u> You have been given a reading paper and 2 maths assessment papers to complete. Please complete these as independently as possible so you can see where you need more help/support or what can be worked on more at home. After you have completed them you can talk through it with an adult and practise on another piece of paper but please bring in your version of the paper to be marked in school. It is important to be honest and have a go by yourself so we can then support you further in school. Many Thanks :)</p>
Project 2 Science	<p>Science: Next half term we will be learning about Plants in our Science lessons. Draw and label a picture of a plant and write some sentences about the function of these parts. Try and be as creative as you can. You could even make a 3D version of a plant.</p>
Project 3 RE	<p>Christianity: Next half term we will be learning about the Easter Story and how Christians celebrate Easter. Design an Easter Egg using recycled materials.</p> 
Project 4 Active	<p>PE: At school we complete the Cranford Dash to encourage exercise in a fun way- This has involved 4 levels of moving- Level 1- walking, Level 2- slow jog, Level 3- Fast jog and Level 4- Sprint. We use this as a warm up changing up the levels and then run around an area for 2 minutes without stopping (2 minutes to match the year group number). Try and do this daily at home/garden/park and see if you can do this at different levels. One day you may try Level 1 and then work your way up to Level 4 as a challenge.</p> 

Project 5 History	<p>History: Great Fire of London- Next half term we will be looking at the Great Fire of London. Make an art piece to show the fire. You could use black paper and coloured chalks or paints.</p> 
Project 6 Art	<p>Art: Have a go at re-creating the work of Georges Braque using different media. This could include colouring pencils, felt tips or some recycled materials.</p> 
Project 7 Writing	<p>English - _Your task is to write a diary entry on one of the days in your half term. Include - Capital letters, fullstops, conjunctions, adjectives and fronted adverbials.</p>
Project 8 PSHE	<p>PSHE - In PSHE next half term we are going to be learning about Health Me. Your task is to make a healthy snack. Try and be as creative as you can. For example you could make a fruit salad in the shape of a face.</p> 
Project 9	<p>Poem: Have a go at practising how to perform a poem. Challenge: Write your own poem, try to use rhyming words!</p>

	<p>The great fire of London</p> <p>The fire started in pudding lane,</p> <p>But there wasn't any rain,</p> <p>The fire was going to their bed,</p> <p>The fire was glowing red,</p> <p>The fire burning everywhere,</p> <p>And it wasn't fair,</p> <p>People ran to save their lives,</p> <p>The fire was fighting like knives,</p> <p>The fire spread, North, West and East,</p> <p>The fire was fighting like a beast.</p>
<p>Project 10</p> <p>Eco Project</p>	<p><u>Eco Project-</u></p> <p>Use natural materials to create a piece of artwork. Think carefully about the design and what you will use to create it. You may want to go on a family walk to collect some natural materials.</p> 

CRANFORD

PRIMARY SCHOOL