

Dear Parents and Children,



What a busy term we have had! We are all so proud of your amazing learning this term!


























It is project time for the Half Term Holidays! For the half term break, we have put together 10 projects that you can choose to complete in any order.

If you finish all 10 during the half term, continue practising your Phonics sounds; letter and number formation; use the BBC website and Bug Club.

Wishing you a wonderful and safe Christmas holiday and New year.

Year One team 😊

Project 1 Writing	<div data-bbox="427 763 1054 824">My Hopes and Wishes 2024</div> <div data-bbox="416 831 941 891">What are your Hopes and Wishes for 2024? Draw it on the star!</div> <div data-bbox="475 898 892 1290"></div>
Project 2 Well-being	<div data-bbox="456 1386 632 1559"></div> <div data-bbox="944 1402 1129 1431">Make a Puzzle</div> <div data-bbox="724 1438 1297 1543">Cut up a picture from a magazine, a hand-drawn picture or even a photograph into different shapes to make your own puzzle.</div>
Project 3 Science	<div data-bbox="416 1615 536 1644">Materials</div> <div data-bbox="416 1644 1331 1704">Your Science Topic next term is Materials. Go on a material hunt around your house. Draw objects made from the following materials.</div>

	<p>Here is an example from a Year 1 child</p> <table><tr><td>metal </td><td>wood </td><td>fabric </td></tr><tr><td> tap</td><td> door pencil</td><td> hat goggles super</td></tr><tr><td>glass</td><td>Plastic</td><td></td></tr><tr><td> window box</td><td> bottle weechit tissues have</td><td></td></tr></table>	metal 	wood 	fabric 	 tap	 door pencil	 hat goggles super	glass	Plastic		 window box	 bottle weechit tissues have	
metal 	wood 	fabric 											
 tap	 door pencil	 hat goggles super											
glass	Plastic												
 window box	 bottle weechit tissues have												
<p>Project 4 Topic</p>	<p>Geography - Continents</p> <p>Your Geography Topic next term is Continents. To get ready for it, draw/create a map of the world showing the seven continents. Choose one of the seven continents and write some facts about it.</p> 												
<p>Project 5 Maths</p>	<p>Maths - Number</p> <div><p>Maths Activities</p><p>Numbers and counting:</p><ul style="list-style-type: none">Count forwards and backwards in ones from 0 to 30, 0 to 50.Challenge: Count forwards and backwards in ones from different numbers to 100 (and across 100).</div>												
<p>Project 6 D&T</p>	<p>Construction - Free Standing structure</p> <p>Create a reading den using any cardboard boxes or chairs, old blankets. Please take a picture of your den. Here are some examples to help you.</p>												



Project 7 Reading

Bug Club



Log into Bug Club and read some of the books that are allocated to you, answering the questions where you see this picture: . I will be able to see what you are reading :). If you can't log onto Bug Club, please read some of your own books and draw your favourite part of each story.

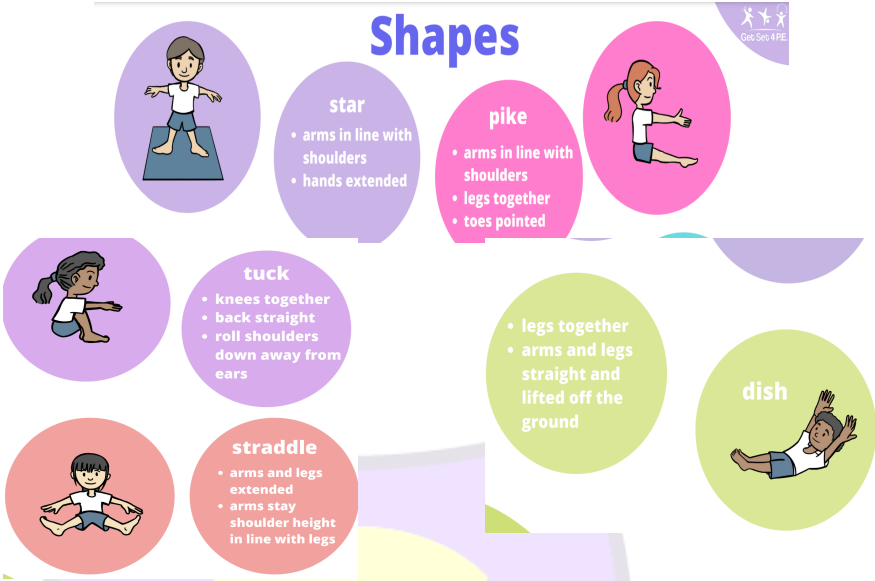





Project 8 CEWs

Please continue to practise reading and writing these words:

Year 1 Common Exception Words			
the	is	no	one
a	his	go	once
do	has	so	ask
to	I	by	friend
today	you	my	school
of	your	here	put
said	they	there	push
says	be	where	pull
are	he	love	full
were	me	come	house
was	she	some	our
	we		

Project 9 PE

PE; Practise these shapes at home, looking at the pictures to help you:

	<div data-bbox="459 210 1337 788">  <h3 data-bbox="826 219 979 277">Shapes</h3> <div data-bbox="571 232 718 421">  <p>star</p> <ul style="list-style-type: none"> • arms in line with shoulders • hands extended </div> <div data-bbox="900 277 1046 448"> <p>pike</p> <ul style="list-style-type: none"> • arms in line with shoulders • legs together • toes pointed </div> <div data-bbox="1046 232 1193 421">  </div> <div data-bbox="459 448 628 591">  </div> <div data-bbox="644 456 810 613"> <p>tuck</p> <ul style="list-style-type: none"> • knees together • back straight • roll shoulders down away from ears </div> <div data-bbox="948 479 1126 680"> <ul style="list-style-type: none"> • legs together • arms and legs straight and lifted off the ground </div> <div data-bbox="459 627 628 779">  </div> <div data-bbox="644 636 817 784"> <p>straddle</p> <ul style="list-style-type: none"> • arms and legs extended • arms stay shoulder height in line with legs </div> <div data-bbox="1155 537 1337 739"> <p>dish</p>  </div> </div>
<p>Project 10 RE</p>	<p>In RE next half term we will be looking at Friendship. Draw a picture of one of your friends and write about why they are your friend or you could draw a picture of yourself and write why you are a good friend to others.</p>

CRANFORD
PRIMARY SCHOOL