


Dear Parents and Children,




Well done for your efforts this past half term.
It is project time for the Half Term Holidays! For the half term break, we have collated
10 projects
you can choose to complete in any order.


If you finish all 10 during the half term, continue practising
your times tables; learning your spellings; use the BBC website and Bug Club.

Remember to take care and look after yourselves.

From your teachers 😊

Project 1 Science	<p>Science: Next term we are going to be learning about Animals and their life cycles. Pick an animal and draw/create a life cycle of that animal. You could choose: a butterfly, a frog, or any animal of your choice.</p>  <p>The image contains three circular diagrams illustrating life cycles. The first diagram on the left shows the life cycle of a butterfly, with stages: Egg, Larva, Pupa, and Adult. The middle diagram shows the life cycle of a chicken, with stages: Egg, Chick, and Adult. The third diagram on the right shows the life cycle of a frog, with stages: Egg, Embryo, Tadpole, Tadpole with 2 legs, Tadpole with 4 legs, and Frog. The diagrams are sourced from Vedantu and iStockphoto.com.</p>
Project 2 Writing	<p>English: Read a book- it could be a school book, a book on bug club or one you have at home.</p> <p>Write a book review about this book. This could include: a summary of the book, your favourite part, your least favourite part, anything you would change and who you would recommend it to.</p>
Project 3 RE	<p>Judaism: This term we are going to be learning about Judaism and the special meal that Jews eat, called the Passover.</p> <p>Think about a meal that is special to you, what it includes and when you would eat it. Draw and label your special meal and write some sentences to explain why this meal is special to you.</p>
Project 4 Active	<p>Yoga: Have a moment of calm and practise these yoga poses. You could even join some of the yoga poses together and create a yoga flow.</p>

	 <p>FLAMINGO LION GIRAFFE CAT</p> <p>BUTTERFLY SNAKE FROG COW</p> <p>CAMEL MONKEY DOG TURTLE</p>
<p>Project 5 Geography</p>	<p>In the Spring term, we will be learning about Africa. Do some research on Africa and create a poster. You could include a map of Africa, popular foods eaten, clothes that may be worn, weather.</p> <p>Make this as colourful and creative as you can as some of these pieces will be displayed in our KS1 hall.</p> 
<p>Project 6</p>	<p>DT - Salt Dough Decoration- Make a salt dough decoration at home for your family members. You need 2 cups of flour, 1 cup of salt and 1 cup of water and mix them together. Roll the dough out and use a cookie cutter to cut out the shape. Get an adult to put it on a low heat in the oven for a few hours. You could even paint it when it is dry.</p> 

Project 7	<div><p>Dr. Seuss Reading Challenge</p><table><tr><td>Your Choice</td><td>Read with a HAT on.</td><td>Read to your favorite stuffed friend.</td><td>Read to a friend.</td><td>Read upside down.</td></tr><tr><td>Read under a table.</td><td>Listen to someone read to you.</td><td>Your Choice</td><td>Read out loud!</td><td>Read in bed.</td></tr><tr><td>Read a Dr. Seuss book.</td><td>Read a book about animals.</td><td>Read a book that rhymes.</td><td>Read a book that is true.</td><td>Your Choice</td></tr><tr><td>Read to someone small.</td><td>Read under a blanket with a flashlight.</td><td>Read in the bathtub without water!</td><td>Your Choice</td><td>Read while having a snack.</td></tr><tr><td>Read in the car.</td><td>Your Choice</td><td>Read lying down.</td><td>Read a book you have never read before.</td><td>Read standing up.</td></tr></table></div> <p>TOP TIP! You can complete 2 choices at a time - eg. Read under the table and Read with a HAT on. Most of all - ENJOY READING!</p>	Your Choice	Read with a HAT on.	Read to your favorite stuffed friend.	Read to a friend.	Read upside down.	Read under a table.	Listen to someone read to you.	Your Choice	Read out loud!	Read in bed.	Read a Dr. Seuss book.	Read a book about animals.	Read a book that rhymes.	Read a book that is true.	Your Choice	Read to someone small.	Read under a blanket with a flashlight.	Read in the bathtub without water!	Your Choice	Read while having a snack.	Read in the car.	Your Choice	Read lying down.	Read a book you have never read before.	Read standing up.
Your Choice	Read with a HAT on.	Read to your favorite stuffed friend.	Read to a friend.	Read upside down.																						
Read under a table.	Listen to someone read to you.	Your Choice	Read out loud!	Read in bed.																						
Read a Dr. Seuss book.	Read a book about animals.	Read a book that rhymes.	Read a book that is true.	Your Choice																						
Read to someone small.	Read under a blanket with a flashlight.	Read in the bathtub without water!	Your Choice	Read while having a snack.																						
Read in the car.	Your Choice	Read lying down.	Read a book you have never read before.	Read standing up.																						
Project 8	<p>Reading - Listen to Roald Dahl’s The Enormous Crocodile story.</p> <p>Challenge Task: Can you write about your favourite part of the story?</p> <p>https://www.youtube.com/watch?v=HpmV-mDkJjA</p>																									
Project 9	<p>Christmassy Walk- Go on a Christmassy walk and look at the Christmas decorations and lights that are up. Enjoy time with your family and think about some adjectives to describe what you can see. Take some photos to keep as a memory.</p>																									
Project 10	<p>Make a New Year’s Resolution. Pick three things that you really want to try and do this year!</p>																									

Spellings-

After the holidays, the way we do spellings will change.

The children will be given their new spelling words on a **Monday** and the children will be tested on a **Friday**.

Throughout the week, at the beginning of each English lesson we will be teaching a new spelling rule based on the Year 2 curriculum and this spelling rule will be linked to the spelling words they are given each week.

Please take some time to practise the Year 2 Common Exception Words.

Year 2 Common Exception Words

after
again
any
bath
beautiful
because
behind
both
break
busy
child
children
Christmas

class
climb
clothes
could
cold
door
even
every
everybody
eye
fast
father
find

floor
gold
grass
great
half
hold
hour
improve
kind
last
many
mind
money

most
move
Mr
Mrs
old
only
parents
pass
past
path
people
plant
poor

pretty
prove
should
steak
sugar
sure
told
water
whole
who
wild
would